

Organizational Financial History

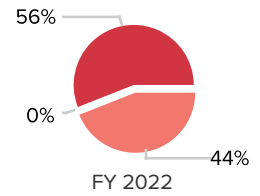
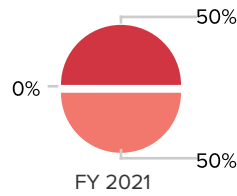
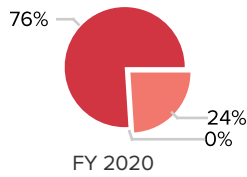
	FY 2020	FY 2021	% Change	FY 2022	% Change
Total revenue	\$193,182	\$121,530	-37%	\$181,550	49%
Total expenses	\$252,742	\$188,161	-26%	\$222,197	18%
Change in net assets	-\$59,560	-\$66,631	-12%	-\$40,647	39%
Total net assets	\$756,967	\$690,339	-9%	\$691,373	0%

Organizations with expenses under \$50,000 do not have the option to enter net assets.

Revenue & expense summary	FY 2020	FY 2021	% Change	FY 2022	% Change
Total revenue less in-kind	\$193,182	\$121,530	-37%	\$181,550	49%
Total expenses less in-kind	\$252,742	\$188,161	-26%	\$222,197	18%

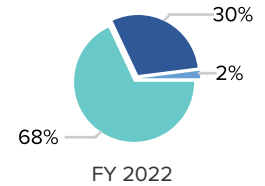
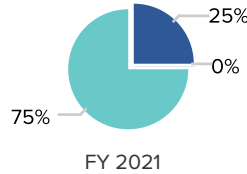
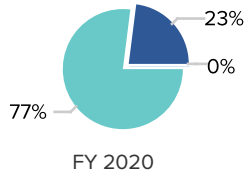
Unrestricted Operating Revenue by Source

- Earned
- Investment
- Contributed



Operating Expenses by Functional Grouping

- Program
- Management & General
- Fundraising



Workforce

Number of People	FY 2020	FY 2021	% Change	FY 2022	% Change
Employees: Full-time permanent	1	1	0%	1	0%
Employees: Part-time permanent	3	3	0%	3	0%
Employees: Part-time temporary	0	1	n/a	1	0%
Volunteers	533	130	-76%	324	149%
Independent contractors	10	0	-100%	36	n/a
Interns and apprentices	0	0	n/a	0	n/a
Total positions	547	135	-75%	365	170%

Attendance

	FY 2020	FY 2021	% Change	FY 2022	% Change
Total attendance					
Paid	4,617	2,159	-53%	1,263	-42%
Free	1,274	1,410	11%	850	-40%
Total	5,891	3,569	-39%	2,113	-41%
In-person attendance					
Paid	4,617	90	-98%	1,263	1,303%
Free	1,274	0	-100%	850	n/a
Total	5,891	90	-98%	2,113	2,248%
Digital attendance					
Paid		2,069	n/a	0	-100%
Free		1,410	n/a		-100%
Total		3,479	n/a	0	-100%
In-person attendees 18 and under	1,398	20	-99%	35	75%
Programs in schools	FY 2020	FY 2021	% Change	FY 2022	% Change
Children served in schools	180		-100%		n/a
Hours of instruction	3		-100%		n/a

Program Activity

In-person activity	FY 2020		FY 2021		FY 2022	
	Distinct offerings	# of times offered	Distinct offerings	# of times offered	Distinct offerings	# of times offered
Productions (self-produced)	10	66	1	2	5	40
Productions (presented)	10	66	0	0	0	
Classes/assemblies/other programs in schools	0		0		0	
Classes/workshops (outside of schools)	3	6	0	0	0	0
Field trips/school visits	0		0		0	
Guided tours	0		0		0	
Lectures	0		0		0	
Permanent exhibitions	0		0		0	
Temporary exhibitions	5		1		5	
Traveling exhibitions (hosted)	0		0		0	
Films screened	0		0		0	
Festivals/conferences	0		0	0	0	
Readings/workshops (developing works)	1	1	0		1	1
Community programs (not included above)	0		0		0	
Additional programs not listed above	0	0	0	0	0	0

NOTE: Data entered prior to 2021 combines information about physical and digital programs. It has been included in the physical program lines.

Program Activity

Digital activity	FY 2020			FY 2021			FY 2022		
	Distinct offerings	# times digitally offered	On-demand	Distinct offerings	# times digitally offered	On-demand	Distinct offerings	# times digitally offered	On-demand
Productions (self-produced)				10	40	0			
Productions (presented)				0	0	0			
Classes/assemblies/other programs in schools				0					
Classes/workshops (outside of schools)				0					
Field trips/school visits				0					
Guided tours				0					
Lectures				0					
Permanent exhibitions									
Temporary exhibitions									0
Traveling exhibitions (hosted)									
Films screened				0					
Broadcast productions							0		
Festivals/conferences				0	0				
Readings/workshops (developing works)									
Community programs (not included above)									
Additional programs not listed above				0					

NOTE: Data entered prior to 2021 combines information about physical and digital programs. It has been included in the physical program lines.

Digital activity financials	FY 2020		FY 2021		FY 2022	
	Total	Associated with digital program delivery	Total	Associated with digital program delivery	Total	Associated with digital program delivery
Earned revenue	\$146,905		\$60,869	\$7,148	\$81,587	
Contributed revenue	\$46,220	\$0	\$60,640	\$0	\$70,008	
Operating expense	\$252,742	\$0	\$188,161	\$1,800	\$222,197	\$0

Program Activity

	FY 2020	FY 2021	% Change	FY 2022	% Change
Fiscally sponsored projects	0	0	n/a	0	n/a
Amount distributed to fiscally sponsored projects			n/a		n/a
Residencies	0	0	n/a	0	n/a
Scholarships awarded	0	0	n/a	0	n/a
Amount awarded in scholarships			n/a		n/a
Other grants awarded	0	0	n/a	0	n/a
Amount awarded in grants			n/a		n/a
Public art installations	0	0	n/a	0	n/a
Works commissioned	0	0	n/a	0	n/a
Films produced	0	1	n/a	0	-100%
World premieres	0	2	n/a	0	-100%
National premieres	0	0	n/a	0	n/a
Local/regional premieres	0	5	n/a	0	-100%
Published works (physical)	0	0	n/a	0	n/a
Published works (digital)			n/a		n/a
Private lessons (in-person)	0	0	n/a	0	n/a
Private lessons (digital)			n/a		n/a
Competitions	0	0	n/a	0	n/a
Open rehearsals	0	0	n/a	0	n/a

NOTE: Data entered prior to 2021 combines information about physical and digital programs. It has been included in the physical program lines.